

drape



okamura

Simple and functional.
A minimalist pod for open offices.



Drape is a minimal-sized pod with sound-absorbing capability. It takes up as little as four carpet tiles to build and transform open offices into a hub of concentration. The outer side of the two-toned panels are colored with brighter hues to uplift the office, while the inside panels are covered with a calming gray tone.



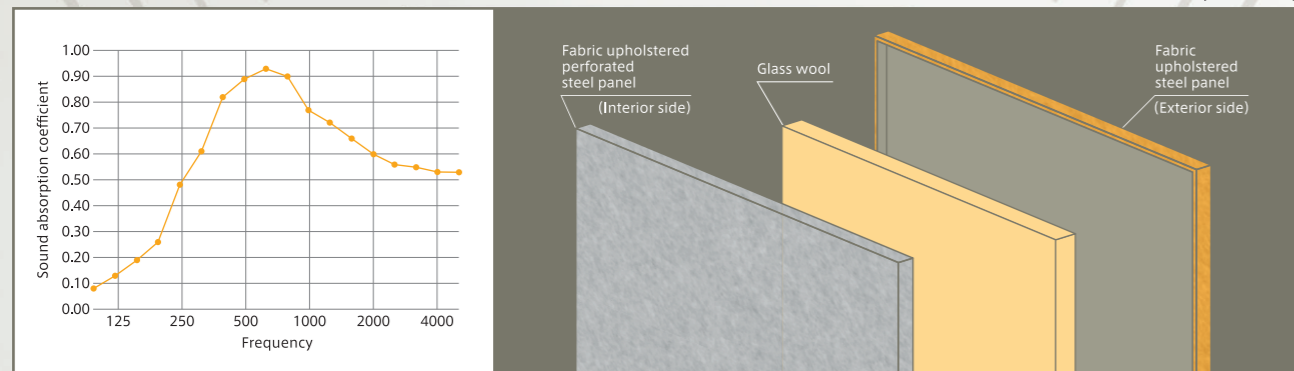
The perfect get-away space

The highly effective sound-absorbing panels reduce noise in open offices, giving you a quiet environment you need to focus on your task. The panels also prevent inside sounds from leaking.



Distraction-blocking panels to enhance workers' focus


*Dimensions in inches(mm) *Conceptual Drawing



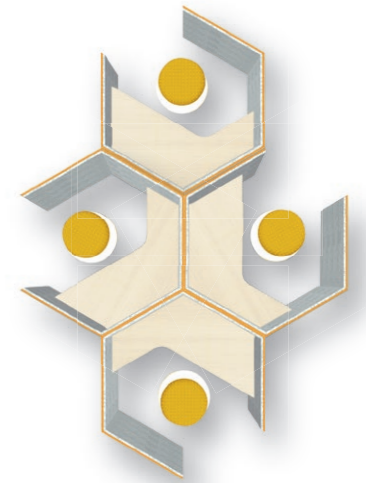
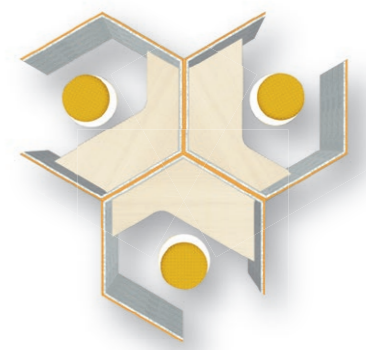
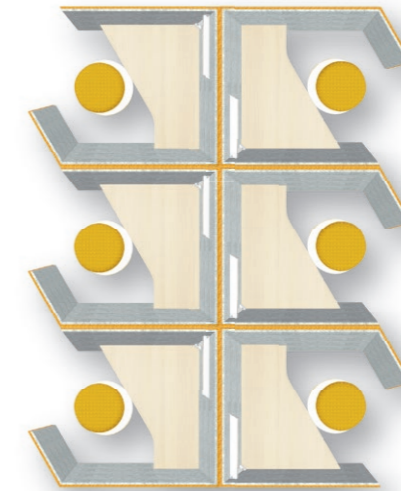

The slim profile panels are only 1 3/16"(30) thick. The core of these panels have glass wool insulation for excellent sound absorption. The clean and straightforward design creates mini-environments for focus throughout the office while also adding aesthetic interest points and color to the workplace.

Performance


- Acoustics : NRC Value - 0.70 *Noise Reduction Coefficient
SAA Value - 0.68 *Sound Absorption Average
Note: Results are of the Felt applied panel. Value varies according to cover fabric.
The measurement results comprise materials evaluations for panel units, and do not guarantee actual sound absorption effects.
- Fire test : ASTM E84 - Class A
Note: Results are of the Felt applied panel and Interlock applied panel.



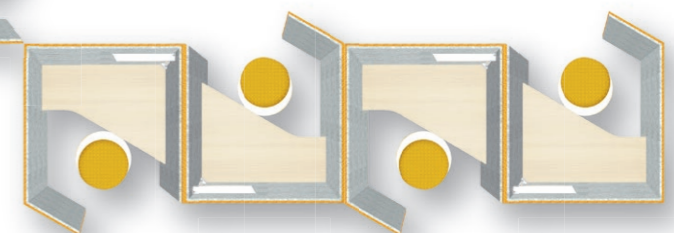
TETRA



PENTA



TRI



Creative Geometric Configurations

"Tri" is the standard configuration consisting of three panels, perpendicular to each to make a U-shape. "Tetra" and "Penta" have an additional short panel that sits at a 120 degree angle at the entrance for an added level of privacy. A myriad of configurations are possible with your creativity.

Function

1 When inside the booth, the user sits facing the inside corner, cutting visual interference from outside. The diagonally cut tabletop also secures ample workspace and legroom.

2 Tetra's small panel behind the user prevents others from looking inside, giving the user a feeling of security.

3 The slim profile panels are only 1 3/16" (30) thick and features an edge profile cut at a 60 degree angle. The two-toned panels create sharp visual.

It is only possible to see inside the booth from one angle (3), ensuring you get the privacy you need to concentrate and focus.

The Tri requires less than 40" x 40" (1000 x 1000) of floor space, a footprint similar to four carpet tiles.

Line Up

		Tabletop H 28 3/8" (720)					
		Tri		Tetra		Meeting Booth	
Panel	Panel Height Tabletop Height	75 9/16" (1920) 28 3/8" (720)		75 9/16" (1920) 28 3/8" (720)		75 9/16" (1920) 28 3/8" (720)	
	Tabletop Orientation	Right 39 3/8" (1000) 29 1/2" (750)	Left	Right 39 3/8" (1000) 47 1/4" (1200) 39 3/8" (1000)	Left	80 11/16" (2049) 74 13/16" (1900)	

		Tabletop H 39 3/8" (1000)					
		Tri		Tetra		Penta	
Panel	Panel Height Tabletop Height	75 9/16" (1920) 39 3/8" (1000)		75 9/16" (1920) 39 3/8" (1000)		75 9/16" (1920) 39 3/8" (1000)	
	Tabletop Orientation	Right 39 3/8" (1000)	Left	Right 39 3/8" (1000) 47 1/4" (1200) 39 3/8" (1000)	Left	Right 40 15/16" (1040) 47 1/4" (1200) 39 3/8" (1000) 37 1/4" (940)	Left

The code for the left type and right type of Tri and Penta is the same. Variation with 75 9/16" (1920) high panels would need lighting on the desk or from the ceiling. We recommend using a non-swivel chair for Tetra and Penta.

<Common specifications>Panel : Sheet metal with levelers, Surface : Fabric or Felt, Sound absorbent material : Glass-wool, Tabletop : Laminated work surface, Wire management tray : Powder coated steel

Options


Power Accessory *Display model is US version



A power unit can be attached underneath the tabletop at your preferred location.

*There is a 1/2" (12) gap between the bottom of the panel and the floor allowing enough room for a cable to pass through.

Wall Light *Display model is US version



The optional lighting is soft on the eyes yet strong enough to aid your work. The wall light is available with downlight only or with both uplight and downlight.

*Please prepare a power outlet below the tabletop.

Vertical Wiring Duct



Recommended Chair



Sustainability




Indoor Advantage certified
Indoor Advantage certification assures that furniture products support a healthy indoor environment by meeting strict indoor air quality (IAQ) chemical emission limits for volatile organic compounds (VOCs). To be certified, products must be tested by independent labs for compliance with the ANSI / BIFMA X7.1, Furniture Emission Standard, for VOC emissions for concern.


Colors

Panel (Combination)

Felt (Two-tone)



Interlock (Two-tone)



The inside fabric comes with gray or beige, and the outer side is available with 18 beautiful contrasting colors. A single color fabric option is also available upon request.

Tabletop (Combination)

Tabletop Edge	MG99	MX61*	MX62*	MX63*
Bracket/Foot	Tabletop : MG07 (White) Edge : G939 (White)	Tabletop : MX51 (Prize Wood Light) Edge : GE21 (Prize Wood Light)	Tabletop : MX52 (Prize Wood Medium) Edge : GE22 (Prize Wood Medium)	Tabletop : MX53 (Prize Wood Dark) Edge : GE23 (Prize Wood Dark)
ZK25 (Black)	MHE6	MHV3	MHV4	MHV5

*Anti-fingerprint laminate surface provides resistance to fingerprints and easily wipes clean.

okamura