

Portone



okamura

A close-up, black and white photograph of the lower back area of an office chair. The chair has a dark, textured fabric backrest. A prominent, dark, curved lumbar support frame is visible, featuring a silver-colored metal strip with the 'okamura' logo. The frame is designed to support the natural curve of the spine.

Design that flexibly supports your best posture.

A side-view, black and white photograph of the same office chair. The image highlights the adjustable lumbar support mechanism, showing how the dark, curved frame can be moved up and down to accommodate different users. The chair's seat is also visible, showing a similar dark, textured fabric.

The union of style and comfort.

The pliable frame harmonizes with your movement
as the lumbar support comfortably contours the curves of your back.

A design born of Okamura's fascination with ergonomics.

Portone

Color your own.



2 body colors, 3 mesh tones, 29 seat colors, 3 base finishes.
Available in sophisticated neutrals or with a tasteful color accent.





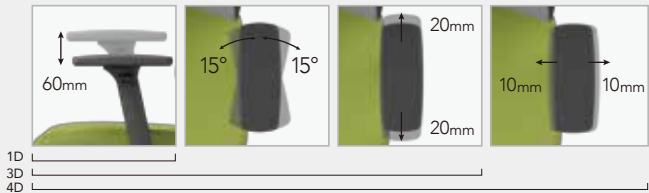
Pliable Frame

The backrest flexes with the motion of your body. The bend comfortably accommodates natural side-to-side movement.



Adjustable Arms (1D/3D/4D Arms)

1D, 3D and 4D adjustable arms easily adjust up and down. 4D adjustable arms also twist inward and outward and slide forward, backward, right and left.



Adjustable Lumbar Support

The supple lumbar support fortifies your body's core, reinforcing a healthy posture.



The lumbar support easily adjusts to match your physical requirement. To adjust, simply grasp the lower ridge of the lumbar support and push up or down.

Headrest



Headrest height can be adjusted by sliding up (range :50mm).

Reclining

1 Reclining Tension Adjustment
Reclining tension can be adjusted by rotating the dial under the center of the seat. Turn clockwise to increase tension, or counterclockwise to reduce tension.

2 Lock and Release of Backrest
The backrest can be locked (in upright position only) by pushing in the lever under the seat. To release, simply pull the lever out.



Adjustable Seat Height

Adjust the height of the seat by pulling up the lever under the seat on the right (range : 120mm).



Adjustable Seat Depth

Adjust the depth of the seat by operating the lever on the left of the seat (range : 55mm).



Back Colors



Seat Colors

Era (Camira)



Armrest Type

4D Adjustable Arms

3D Adjustable Arms

1D Adjustable Arms

Armless



Base Type

Polished Aluminum

Black Nylon

Gray Nylon



Back Height



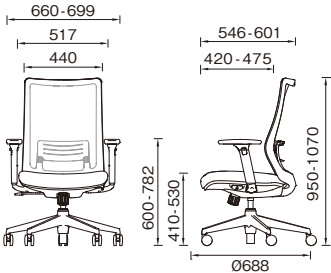
High Back



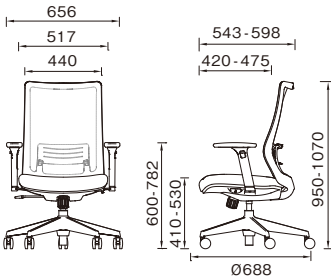
Extra High Back

Measurement *mm

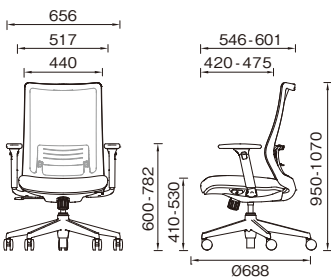
High Back



4D Adjustable Arms

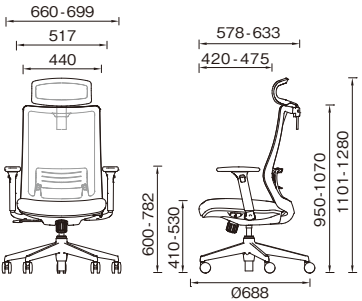


3D Adjustable Arms

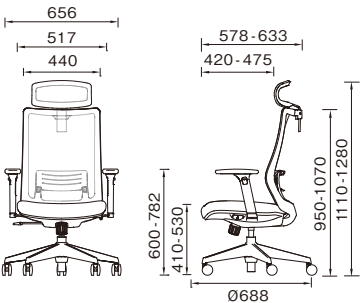


1D Adjustable Arms

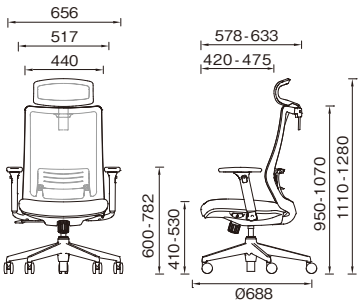
Extra High Back



4D Adjustable Arms



3D Adjustable Arms



1D Adjustable Arms

okamura

OKAMURA CORPORATION

International Sales & Marketing Div.

2-14-27, Akasaka, Minato-ku, Tokyo 107-0052, JAPAN

Tel: +81-3-5561-4085 Fax: +81-3-5561-4086

<http://www.okamura.jp/>

The products listed in this catalog are available as of September 2017. Please note that specifications, dimensions, and colors are subject to change without notice. The colors of the actual products may differ somewhat from the colors shown in the catalog, depending on printing conditions.